

Bistrot 10T Master Pro

Gas Supply

CODE: 926013160

Trays	10T 40x60 46x66 cm
Outside dimension	850 L x 930 P x 1260 H mm
Tray distance	81 mm
Power	16,5 kW - 14.187 Kcal/h (*)
Weight	134 Kg
Max temperature	270° C
Power supply	400 V ~ 3PH + N + PE 400 V ~ 2PH + N + PE 230 V ~ 3PH + PE 230 V ~ 1PH + N + PE 50-60 Hz

Equipment

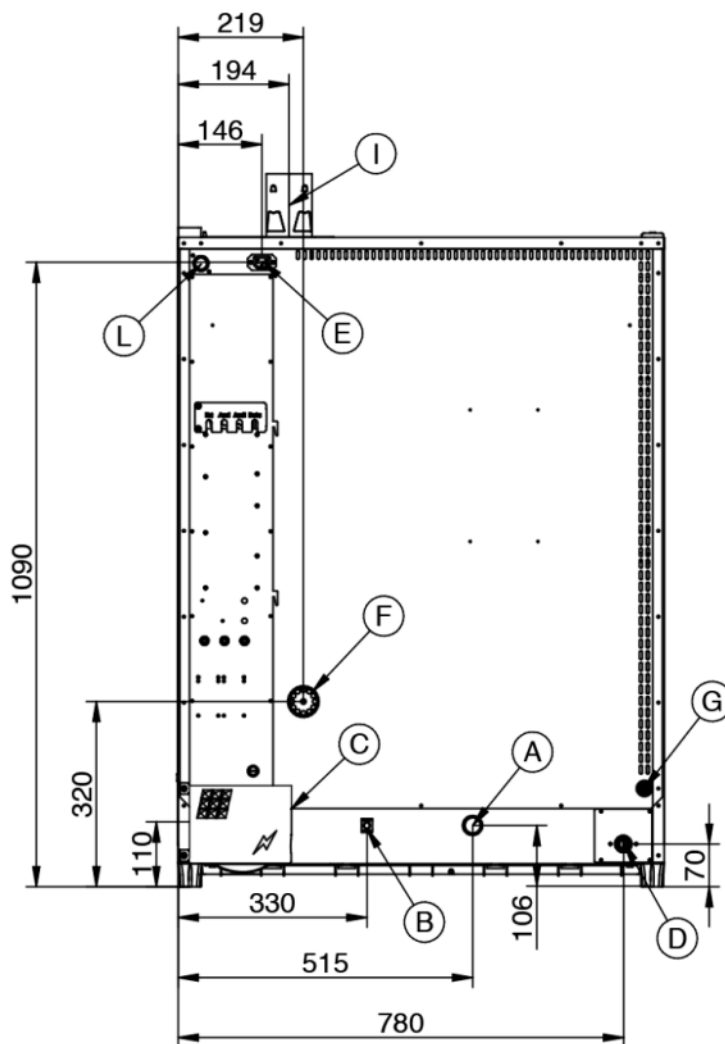
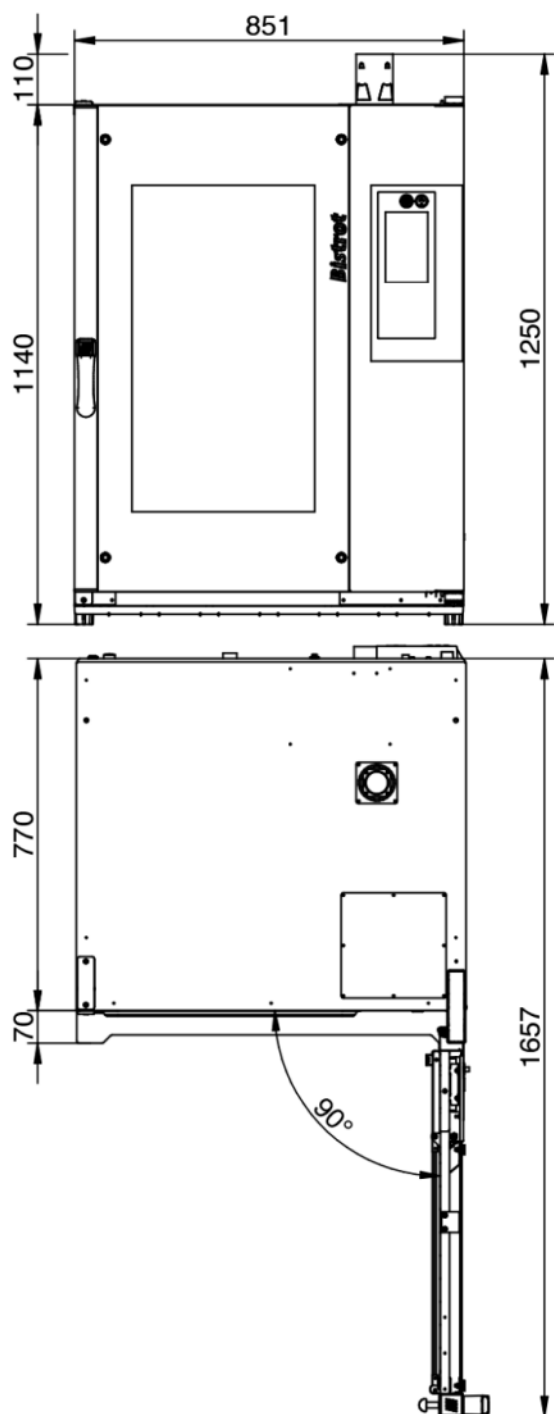
Led illumination	BakePOINT Multipoint core probe	BakeAIR multi-fan system
Double low emissive glass	High-performance thermal insulation	USB connection
Premix burner BakeFIRE	Blue LED for chamber cleaning check	Set-up for BakeHIN vacuum core probe
Five fan speeds and semi-static cooking	Nine cooking modes	Automatic chimney opening BakeDRY
Program blocking with password	Rounded baking chamber	CE Certificate
Automatic control of dry/steam balance inside the chamber	Steam control in percentage BakeSTEAM	Automatic control of the cooking level and load
Multi-timer function for multiple and mixed cooking	Time-programmable steam injection	Manual steam injection
Storage, viewing* and exportation of cooking data (haccp)	Customized programs mode	Manual mode
Preset programs mode	ETL / NSF certification	EAC certification
Automatic preheating	Cooling program	Delayed start programming
Delayed cooking programming	Cooking chamber automatic cooling	Pre-loaded and online cookbook
Automatic detection and errors report	Openable inner glass for easy cleaning	Fan inversion, speed control and motor brake

Options

BakeHIN vacuum core probe	Ethernet connection and wi-fi set-up BakeNET	Heart probe MultiBakePOINT
BakeCLEAN automatic washing system	Safety rinse	Left door opening

Bistrot 10T Master Pro

Gas Supply



Legend

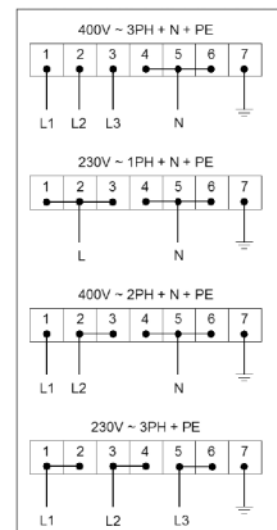
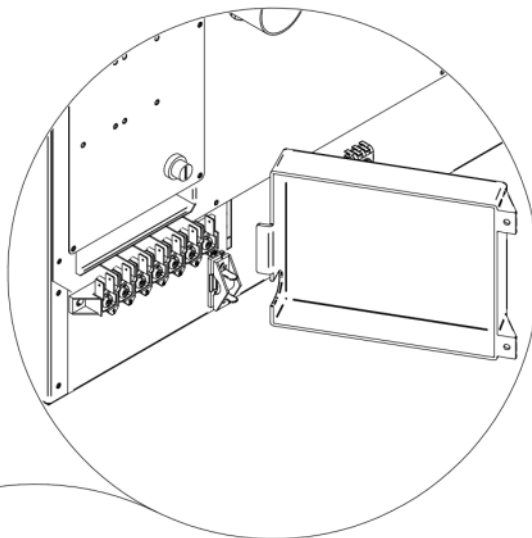
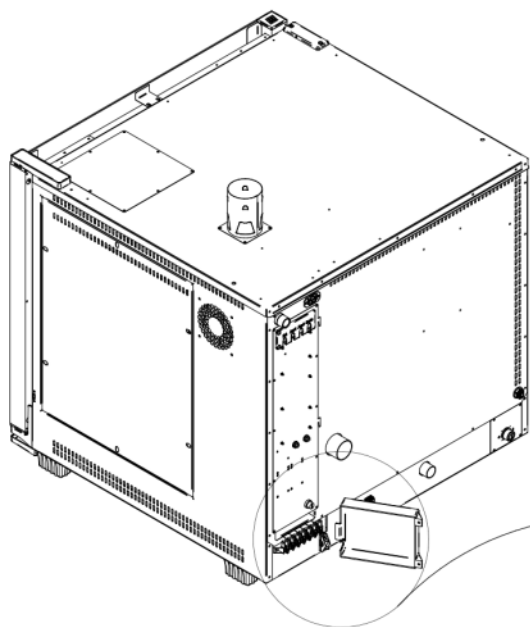
A - Drain liquid Ø 30mm
B - Equipotential terminal comb
C - Electric supply
D - Water inlet 3/4"
E - Extracting hood supply
F - Steam exhaust Ø 50mm

G - Inlet for washing kit Ø 8mm
I - Ø 80mm Combustion chamber fumes exhaust
L - Gas supply inlet 3/4"

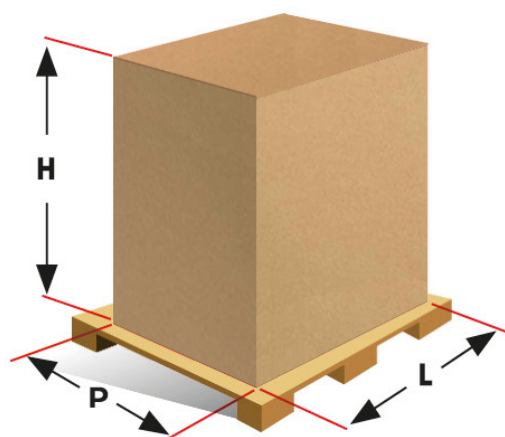
Bistrot 10T Master Pro

Gas Supply

Supply and Connections



Packaging



Packing size:	920 L x 1000 P x 1400 H mm
Net weight:	134 Kg
Gross weight:	144 Kg